




E.D.A. International Corp. / MBH International Sales, Inc.



# Cactus Mat

MANUFACTURING COMPANY

KITCHEN MATS • ENTRANCE MATS • ACCESSORIES



**Export Representatives / Master Distributors:**

E.D.A. International Corp. / MBH International Sales, Inc.  
4907 SW 75 Ave.  
Miami, FL 33155 USA

Tel.: 305-669-1894 / Fax: 305-669-1797  
e-mail : [sales@edainternational.com](mailto:sales@edainternational.com) / [sales@mbhny.com](mailto:sales@mbhny.com)

Quality and Integrity since 1930 Complete Catalog #76EDAMBH

# CATALOG 2022 CATEGORY INDEX

## FOOD SERVICE

### PAGE

#### COOKLINE

Red Cloud	37
Black Cloud	38
VIP Deluxe Red	39
VIP Guardian	41

#### KITCHEN

VIP Deluxe Black	39
VIP Lite	39
VIP Floormate	40
VIP Tuffdek	40
VIP Duralok	42
VIP Topdek Sr	43
VIP Topdek Jr	43
VIP Prima	44
Honeycomb	44
Ni-Rib	45
Revers-A-Mat	46
Slip-Guard	47

#### WALK-INS/RUNNERS

Ni-Rib	45
Revers-A-Mat	46
Slip-Guard	47

#### BARS/SERVICE AREAS

Ridgescraper	21
VIP Deluxe	39
VIP Lite	39
VIP Tuffdek	40
VIP Topdek Sr	43
VIP Topdek Jr	43

#### CUTTING BOARDS

Plasti-Cut	48
Rubber-Cut	48

#### ACCESSORIES

Portamat Rack	47
Flex-Tile	49
Case Liner	49
Hoses/Nozzles	50

## COMMERCIAL

### PAGE

#### ENTRANCE

Marquis	4
Park Place	5
Camino Real	6/7
Ultra Berber	6/7
Cactus Patch	9
Digi Print	10
Machine Washable	11
Social Distance	12
Cocoa Brush	13
Tire-Tex	14
Ridgescraper Logo	21

#### WALK-OFF/SCRAPER

Bubble-Eze	11
Cocoa Brush	13
Needle-Rib	15
Tuf-Plush	16
Chevron-Rib	16
Catalina	17
Waterwell Classic	18
Waterwell Parquet	18
Newport Backed	20
Fingertop	21
Ridgescraper	21

#### FLOOR PROTECTION

Anchor-Runner	14
Pro-Tekt	29

#### RESTROOM

Sani-Mate	34
-----------	----

#### RECYCLED

Tire-Tex	14
Enviro-Gym	33

## INDUSTRIAL

### PAGE

#### ANTI-FATIGUE

Pinnacle	22
Black Cloud Runner	23
Walrus-Hide	24
Comfort Zone	25
Cushion Comfort	26
Tredlite	27
Cushion Diamond Dekplate	28
Red Cloud	37

#### FLOOR PROTECTION

Pro-Tekt	29
Kleen-Rite	29
Ezy Kleen	30
Corrugated Rubber	30
Corrugated Vinyl	30
Diamond Plate Switchboard	31
Diamond Plate	31

#### SPECIALTY

Newport Unbacked	19
Aqua Safety Runner	19
Duratred	28
Switchboard	32
Tile Lock	33
Enviro-Gym	33
Tac-Mat	34
Sani-Mate	34
Dri-Dek	35
Poly-Lok	36

#### ACCESSORIES

Wonder-Grip	51
Stay-Put Backing	51
Hook & Loop	51
Double Face Tape	51



# CATALOG 2022 TYPE / NUMBER INDEX

TYPE NO.	PRODUCT	PAGE
29	TIRE-TEX	14
29	RECESS FRAME	14
35	FINGER TOP	21
43	CACTUS PATCH	9
46	DIGI-PRINT	10
110/220	CASE LINER	49
200	DOUBLE FACE TAPE	51
300/301	HOOK & LOOP TAPE	51
305	STAY-PUT BACKING	51
307	WONDER-GRIP	51
402	SANI-MATE	34
501	RUBBER-CUT 1/2"	48
502	RUBBER-CUT 3/4"	48
503	RUBBER-CUT 1"	48
501P	PLASTI-CUT 1/2"	48
502P	PLASTI-CUT 3/4"	48
503P	PLASTI-CUT 1"	48
800	COCOA BRUSH	13
1000	CORRUGATED RUBBER 1/8"	30
1001	PRO-TEKT	29
1008	KLEEN-RITE	29
1010	CORRUGATED VINYL	30
1011	EZY KLEEN VINYL	30
1025	TREDLITE 3/8"	27
1026	TREDLITE 5/8"	27
1027	TREDLITE MATS 3/8"	27
1028	TREDLITE MATS 5/8"	27
1031	DURATRED	28
1035	ENVIRO-GYM	33
1042	AQUA SAFETY	19
1050	ASTM CORRUG SWITCHBOARD	32
1051	DIAMOND PLATE	31
1052	SMOOTH TOP SWITCHBOARD	32
1053/1054	CUSHION DIAMOND DEKPLATE	28
1060	MIL DIAMOND SWITCHBOARD	31
1075	CUSHION COMFORT	26
1082	PINNACLE	22
1352	NEWPORT	20
1410	ULTRA-BERBER	6/7
1412	MARQUIS	4
1422	CAMINO REAL	6/7
1425	WATER WELL I CLASSIC	18
1426	WATER WELL II PARQUET	18

TYPE NO.	PRODUCT	PAGE
1435	SLIP-GARD	47
1437	CATALINA STANDARD	17
1438	TUF-PLUSH	16
1450	VINYL COIL LOGO MAT	19
1452	NEWPORT VINYL-COIL	19
1462	CATALINA PREMIUM	17
1470	MACHINE WASHABLE	11
1485	NEEDLE-RIB	15
1487	CHEVRON-RIB	16
1611	PARK PLACE	5
1625	RIDGESCRAPER	21
1631	NI-RIB	45
1640	REVERS-A-MAT	46
2200	BLACK CLOUD RUNNER	23
2200	BLACK CLOUD MATS	38
2300	WALRUS-HIDE	24
2500	COMFORT ZONE	25
2502	BUBBLE-EZE	11
2520	VIP DELUXE	39
2521	VIP LITE	39
2522	VIP TOPDEK SENIOR	43
2523	VIP PRIMA	44
2530	VIP TOPDEK JUNIOR	43
2535	HONEYCOMB	44
2540	VIP GUARDIAN	41
2553	FLEX-TILE	49
2554	DRI-DEK	35
2557	POLY-LOK	36
2560	TILE LOCK	33
3520	VIP FLOORMATE	40
3525	VIP TUFFDEK	40
3548	ANCHOR-RUNNER	14
4420	VIP DURALOK	42
5000	VIP RED CLOUD	37
5051	TAC-MAT	34
6477	PORTAMAT RACK	47
572-NOZ	NOZZLE/8155	50
724311	HOT WATER HOSE	50
724546	HOT WATER HOSE	50
724547	HOT WATER HOSE	50
MF-3B	ALUM FRAME 3/8"	14
MF-4B	ALUM FRAME 1/2"	14
	SOCIAL DISTANCE ADHESIVE MAT	12
	APPLICATION FLOOR GUIDE	2/3

# Location and recommendation floor plan choosing the best mat for the right application

Choosing the right mat for the right application will make the difference in Safety, Comfort, Drainage & Floor Protection





## PRODUCT RECOMMENDATIONS (1 – 14)

- Best** — VIP Deluxe Red, VIP Red Cloud, VIP Black Cloud, VIP Floormate
- 1 Better** — VIP Guardian Red, VIP Guardian Black, VIP Duralok Red
- Good** — VIP Tuffdek Red, VIP Topdek SR Red, VIP Topdek JR Red
- Best** — Deluxe Red/Black, Guardian Red/Black, Red Cloud, Black Cloud
- 2 Better** — Tuffdek Red/Black, Reverse-A-Mat
- Good** — Topdek SR Red/Black, Topdek JR Red/Black
- Best** — Guardian Red/Black, Ridge Scraper
- 3 Better** — Bubble EZE
- Good** — Revers-A-Mat, Ni-Rib
- Best** — Tuffdek, Duralok
- 4 Better** — Topdek SR, Guardian
- Good** — Topdek JR, Ni-Rib
- Best** — Guardian, Honeycomb
- 5 Better** — Topdek SR, Topdek JR
- Good** — Prima Black, Ni Rib
- Best** — Slip Guard
- 6 Better** — Ni-Rib
- Good** — Revers-A-Mat
- Best** — Guardian, Black Cloud, Red Cloud
- 7 Better** — Tuffdek, Revers-A-Mat
- Good** — Topdek JR, Topdek SR
- Best** — Black Cloud, Deluxe Black, Duralok Black
- 8 Better** — Guardian Black, Tuffdek Black, VIP Lite Black, Floormate Black
- Good** — Topdek SR, Topdek JR, Prima Black
- Best** — Guardian
- 9 Better** — Revers-A-Mat, Ni-Rib, Ridge Scraper
- Good** — Topdek SR, Topdek JR, Bubble EZE
- Best** — Black Cloud, Cushion Comfort
- 10 Better** — Tredlite
- Good** — Bubble EZE
- Best** — Sani-Mate
- 11 Better** — Finger Top, Ridge Scraper
- Good** — Bubble EZE
- Best** — Camino Real, Marquis, Ridge Scraper, Tuf Plush, Cocoa Brush
- 12 Better** — Water Well 1, Water Well 11, Machine Washable, Chevron, Digi Print
- Good** — Catalina, Needle Rib, Finger Top, Bubble EZE
- 13** 50' x 5/8" Hot Water Hose, 25' x 5/8" Hot Water Hose, Nozzles, Portamat Rack, Flex Tiles, Case Liners
- 14** Plasti-Cut, Rubber-Cut



# BEL-AIRE COLLECTION

TYPE 1412

MARQUIS



Distinctively Elegant  
Incredibly Durable.

LOBBIES

FOYERS

ENTRANCES

CUSTOM SIZES

LOGOS

Spirit

Celtic Gray

Basalt

X-Ray

Black Pearl

Blanched Almond

Marigold

Crandon

Rainforest

Chili Pepper

Sapphire

**1412 MARQUIS** commercial HIGH TRAFFIC carpet provides excellent service indoors. Our standard selection of colors have been specially designed to maximize hiding dirt, as well as enhancing aesthetics.

- ❖ Stay-Put Backing Helps Hold Carpet in Place
- ❖ Optional Heavy Duty Nosing available in Black and Brown
- ❖ Made to Order: Please Request Quote
- ❖ Traps Dirt and Moisture
- ❖ Tufted Cut Pile Nylon
- ❖ Unlimited Sizes Available
- ❖ 5 Year Warranty



\*Over 100 colors available. For Specifications please refer to page 8.



# BEL-AIRE COLLECTION

TYPE 1611  
PARK PLACE

## Textured Vinyl Colors

Gray

Black

Blue

Beige

Brown

LOBBIES

FOYERS

ENTRANCES

CUSTOM SIZES

## Carpet Colors

Charcoal

Black

Midnight

Espresso

Java

Hunter

Mauve

Black Cherry

**1611 PARK PLACE** roll-up aluminum rail mat is highly fashionable and will aesthetically enhance any entrance or foyer.

- ❖ Available for Surface or Recessed Applications
- ❖ Thermoplastic Hinge Reduces Walking Noise
- ❖ Includes Aluminum Recess Frame for New Recessed Concrete Installations or Vinyl Frame for Surface Applications.
- ❖ Carpet or Vinyl Replaceable Strip Inserts
- ❖ Positive Anti-Slip Protection
- ❖ Effectively Traps Dirt
- ❖ Extremely Durable

**1611 PARK PLACE** Aluminum Rail Roll-Up Entrance System. Approx. 3/8" thick

Size	Estimated Weight
Made to Order	3.5 lbs/sq ft

Some competitive brands are very similar to Park Place, and although replacement strips look alike, different brands are not interchangeable and may not fit. Please verify compatibility prior to ordering replacement parts.

## Anodized Aluminum Colors

## Mill Finish

clear

black

dark bronze

gold





## BEL-AIRE COLLECTION

TYPE 1410

ULTRA BERBER

**1410 ULTRA-BERBER** is a high performance commercial grade Berber, ideal for use where SPIKE RESISTANT floor covering is desired.

- ❖ Indoor/Outdoor Use
- ❖ Traps Dirt and Moisture
- ❖ UV Resistant
- ❖ Needlepunch Polypropylene
- ❖ Optional HD Edging (black or brown)
- ❖ 3 Year Warranty

### 1410 ULTRA-BERBER - FLOOR COVERING: 1/2" thick

Size	Estimated Weight	Edge Finish
3' x 5'	15 lbs	1-1/2" Optional Bevel (brown or black)
4' x 6'	24 lbs	1-1/2" Optional Bevel (brown or black)
Rolls		
79" wide	1 lbs/sq ft	1-1/2" Optional Bevel (brown or black)
158" wide	1 lbs/sq ft	1-1/2" Optional Bevel (brown or black)

Max Length 100 ft

Ultra Berber

is Ideal for

Covering Large

Spaces.



## BEL-AIRE COLLECTION

TYPE 1422

CAMINO REAL


**1422 CAMINO REAL** commercial HIGH TRAFFIC carpet provides excellent service, both indoors or out. Hobnail design offers superior scraping to trap dirt and moisture. Available both plain or customized with LOGO.

- ❖ Indoor/Outdoor Use
- ❖ Traps Dirt and Moisture
- ❖ CUSTOM SIZES and LOGOS
- ❖ Needlepunch Polypropylene
- ❖ Optional HD Edging
- ❖ 3 Year Warranty
- ❖ STAY-PUT backing helps hold carpet in place
- ❖ UV Resistant

### 1422 CAMINO REAL - FLOOR COVERING: 1/2" thick

Size	Estimated Weight	Edge Finish
3' x 5'	15 lbs	1-1/2" Optional Bevel (brown or black)
4' x 6'	24 lbs	1-1/2" Optional Bevel (brown or black)
Rolls		
79" wide	1 lbs/sq ft	1-1/2" Optional Bevel (brown or black)
158" wide	1 lbs/sq ft	1-1/2" Optional Bevel (brown or black)

Max Length 100 ft



Camino Real entrance & logo mats are made with "stay-put" backing to help reduce movement.

LOBBIES  
FOYERS  
ENTRANCES  
CUSTOM SIZES  
LOGOS



## 1410 ULTRA BERBER

Ideal floor covering for large areas.

## 1422 CAMINO REAL BERBER



Designed for use as an entrance mat, plain or with custom logo.

BERBER COLORS: ULTRA BERBER & CAMINO REAL

## BEL-AIRE COLLECTION BERBER

TYPE 1410  
ULTRA BERBER

TYPE 1422  
CAMINO REAL



## "1412 MARQUIS"

Face Fiber	Dupont Antron Legacy Nylon/ 6.6 Tufted Pile
Texture	Tufted Cut Pile
Face Weight	42 oz/sq yd
Pile Height	0.292 in
Total Weight	80 oz/sq yd
Available Sizes	Unlimited
Overall Height	0.44 in
Secondary Back	PVC Coated Polyester Stay-Put Antiskid Grid
Primary Back	Woven Polypropylene
Edge Option	PVC Vinyl Bevel Edge 1"
Outdoor Use	Not Recommended
Scrape Action	Moderate
Surface Wear Warranty	5 Year
Anti Static	Yes
Flammability	Pill Test DOC-FF-I-70
Logos	Yes, Inlaid:
Field Colors	6 colors on page 4
Logo Colors	6 colors on page 4

## "1410 ULTRA BERBER"

Face Fiber	100% Solution Dyed UV Stable Polypropylene
Texture	Hobnail Pattern
Face Weight	52 oz/sq yd
Pile Height	0.375 in
Total Weight	93 oz/sq yd
Available Sizes	Unlimited
Overall Height	0.50 in
Spike Resistant	Yes. Golf Clubs/Pro Shops
Primary Back	Natural/Synthetic Composite Rubber
Edge Option	PVC Vinyl Bevel Edge 1"
Outdoor Use	Yes. UV Resistant
Scrape Action	Excellent
Surface Wear Warranty	3 Year
Anti Static	No
Flammability	Pill Test DOC-FF-I-70
Logos	Yes, Inlaid:
Field Colors	Colors on page 7
Logo Colors	Colors on page 7

### LEED v4

### EQ Credit: Enhanced Indoor Air Quality Strategies – Entryway Systems

Have in place a permanent entryway system at least 10 feet (3 meters) long in the primary direction of travel to capture dirt and particulates entering the building at regularly used exterior entrances.  
1-2 points

### APPLICABLE PRODUCTS

CAMINO REAL  
MARQUIS  
PARK PLACE  
TIRE-TEX  
ULTRA BERBER

## "1422 CAMINO REAL"

Face Fiber	100% Solution Dyed UV Stable Polypropylene
Texture	Non Woven Hobnail Needlepunch
Face Weight	52 oz/sq yd
Pile Height	0.50 in
Total Weight	103 oz/sq yd
Available Sizes	Unlimited
Overall Height	0.64 in
Secondary Back	PVC Coated Polyester Stay-Put Antiskid Grid
Primary Back	Natural/Synthetic Composite Rubber
Edge Option	PVC Vinyl Bevel Edge 1"
Outdoor Use	Yes
Scrape Action	Excellent
Surface Wear Warranty	3 Year
Anti Static	Yes
Flammability	Pill Test DOC-FF-I-70
Logos	Yes, Inlaid:
Field Colors	Colors on page 7
Logo Colors	Colors on page 7

## "1611 PARK PLACE"

Tread Rails	6063-T52 Aluminum
Aluminum Finish	Mill or Anodized
Rail Spacing	2" on center
Rail Hinge	Polypropene Rubber
Tread Inserts	Nylon Carpet or Diamond Peek Vinyl
Total Weight	3.5 lbs/sq. ft.
Load Weight	300 lbs/wheel rolling load
Available Sizes	Unlimited – Large areas may require several sections
Application	Surface or Recess
Overall Height	3/8"
Edge Option Recess	Stub/Vinyl filler
Edge Option Surface	Vinyl (Black) or Aluminum: mill finish or anodized
Logos	Not available



# CACTUS PATCH

TYPE 43  
ECONOMICAL  
LOGO MAT

ENTRANCEWAYS

HALLWAYS

LOBBIES

SERVICE COUNTERS

Anywhere you want your  
logo to be seen!



## 43 CACTUS PATCH Computer Printed Logo Mat

Unique blend of nylon fibres provide superior scraping action against dirt and debris. High-quality dyes offer brilliant color fastness and image durability.

- ❖ Captures Dirt
- ❖ Maximum Durability
- ❖ Eye-Catching
- ❖ Vinyl Smooth Backed

### CACTUS PATCH

Size	Estimated Weight
2' x 3'	3 lbs
3' x 5'	8 lbs
3' x 10'	15 lbs
4' x 6'	12 lbs

Aquamarine - 130

Black - 108

Burgundy - 390

Chocolate - 384

Dark Gold - 467

Dark Gray - 115

Emerald Green - 340

Forest - 399

Gold - 468

Light Blue - 406

Hot Pink - 452

Moss Green - 435

Navy - 421

Orange - 127

White - 419

Purple - 428

Red - 311

Rose - 409

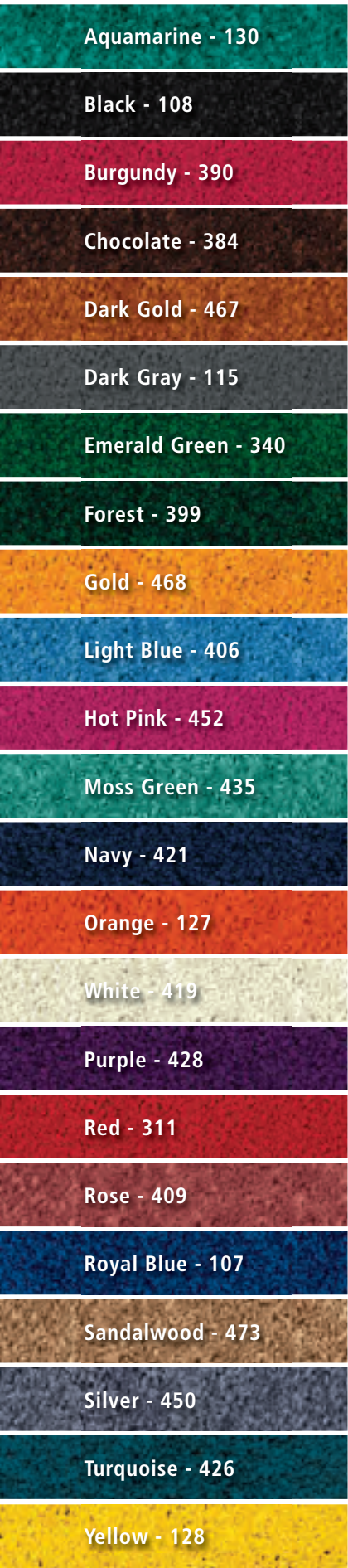
Royal Blue - 107

Sandalwood - 473

Silver - 450

Turquoise - 426

Yellow - 128



# DIGI-PRINT

TYPE 46  
LOGO MAT

Eye Catching  
Appearance.

INDOOR  
ENTRANCES  
  
CORPORATE  
IMAGE  
  
ADDED SAFETY  
  
CUSTOM LOGOS

## 46 DIGI-PRINT Computer Printed Logo Mat

Create a totally personalized image of your business.

- ❖ Easy to Clean
- ❖ Vibrant Colors
- ❖ Machine Washable
- ❖ Rubber Cleated Backed
- ❖ Continuous Filament Nylon Yarn

46 DIGI-PRINT: 7/16" thick		
Nominal Size	Approx. Actual Size	Estimated Weight
3' x 4'	(35" x 47")	7 lbs
3' x 5'	(35" x 59")	9 lbs
3' x 10'	(35" x 119")	18 lbs
4' x 6'	(45" x 69")	15 lbs
4' x 8'	(45" x 95")	20 lbs

Other sizes available.


Note: This product is MADE TO ORDER and will require extended lead time.

Sizes are approximate, actual dimensions can vary.

Shrinkage of 3 to 5% or more is common. See more logo mats on pages 4, 6, 7, 9, 10, 12, 13, 19, 21.

High  
Performance  
and  
Durability.





## SCRAPER MATS

TYPE 2502  
BUBBLE-EZE

HOSTESS STATIONS  
CASHIER STATIONS  
CHECK STANDS  
BEHIND COUNTERS

### 2502 BUBBLE-EZE – Raised Bubble Safety Mat


- ❖ Durable Molded Rubber
- ❖ Slip Resistant Surface
- ❖ Light Anti-Fatigue Qualities
- ❖ Molded Bevel Edges

2502 BUBBLE-EZE: 3/8" thick

Size	Estimated Weight
18" x 24"	5 lbs
24" x 36"	8 lbs
30" x 60"	18 lbs
30" x 10 ft*	43 lbs
30" x 20 ft*	84 lbs

Note – Not suitable for use in greasy areas.

\*Note – This mat is fused and will show a seam.



## CARPET MATS

TYPE 1470  
MACHINE  
WASHABLE

INDOOR ENTRANCES  
HIGH TRAFFIC  
CLEATED BACKING  
DURABLE NYLON


### 1470 MACHINE WASHABLE Cleated Rubber Backed Mat

- ❖ Fade Resistant
- ❖ Cleated Back Minimizes Movement
- ❖ Nitrile Rubber for Durability
- ❖ May be Cleaned in Commercial Washing Machines
- ❖ Indoor Use Only - Traps Dirt and Moisture at the Door

1470 MACHINE WASHABLE: 3/8" thick

Nominal Size	Appr Actual Size	Estimated Weight
2' x 3'	(24" x 35")	4 lbs
3' x 4'	(35" x 47")	7 lbs
3' x 5'	(35" x 59")	9 lbs
3' x 10'	(35" x 119")	18 lbs
4' x 6'	(45" x 69")	14 lbs
4' x 8'	(45" x 95")	19 lbs
36" wide	(35" wide)	2 lbs/lin ft
48" wide	(45" wide)	3 lbs/lin ft

Made to order.  
Allow 2-4 weeks.



# SOCIAL DISTANCE



## ADVANTAGES

STICKS TO MOST COMMERCIAL FLOOR SURFACES INCLUDING CONCRETE, LINOLEUM, CERAMIC TILE, QUARRY TILE AND LAMINATED FLOORS

MATS CAN BE LEFT IN PLACE WHILE SWEEPING, MOPPING OR USING FLOOR SCRUBBERS WITHOUT AFFECTING THE PERFORMANCE OF THE MATS

## SOCIAL DISTANCE – Adhesive Matting Product

- ❖ Absorbent – Polypropylene Surface
- ❖ Use Indoor / Outdoor
- ❖ Approx. 1/16" thick, low profile good for wheelchairs and walkers
- ❖ Adhesive backing
- ❖ Backing won't leave residue or damage floors upon removal
- ❖ Stays in place – Will not peel or curl up
- ❖ Storage temp range between 32 degrees F and 120 degrees F
- ❖ Light weight matting for heavy traffic areas – will last approx. three months

Description	Part Number	Pack	Weight	Case Height	Case Width	Case Length
Thank You For Practicing Social Distance size 25" x 36"	325SDM	Each	5 lbs.	6.5"	6.75"	38.5"
One Way Please size 17" x 24" (Vertical )	2417SMLM	4	2 lbs.	1"	17.5"	24.5"
Thank You For Covering Your Face size 17" x 24" (Vertical)	2417SMLM	4	2 lbs.	1"	17.5"	24.5"
Sanitize Your Hands size 17" x 24" (Horizontal)	2417SMLM	4	2 lbs.	1"	17.5"	24.5"
Please Wash Your Hands size 17" x 24" (Horizontal)	2417SMLM	4	2 lbs.	1"	17.5"	24.5"
Thank You for Practicing Social Distance size 17" x 24" (Horizontal)	2417SMLM	4	2 lbs.	1"	17.5"	24.5"
Play It Smart Stay 6 FT. Apart size 9" x 9"	99SMLM	10	5 lbs	1"	9"	12"

F.O.B. Azusa California 91702

NEED TO SPECIFY WHICH SAFETY MESSAGE LOGO MAT in the DESCRIPTION

Lead time is 15 Days



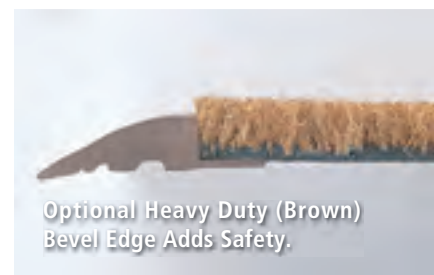
# SCRAPER MATS

TYPE 800

COCOA BRUSH



Colors:  
Natural or Charcoal



Optional Heavy Duty (Brown)  
Bevel Edge Adds Safety.

## 800 COCOA BRUSH – Vinyl Backed

- ❖ 100% Natural Cocoa Fibers
- ❖ Excellent Scraping Action
- ❖ Vinyl Backed to Protect Floors
- ❖ Use in Weather Protected Areas
- ❖ Optional Heavy Duty Bevel Edge (Brown)
- ❖ Cleans Easily with Vacuum
- ❖ Available Plain or with Logo

LOBBIES  
FOYERS  
ENTRANCES  
SCHOOLS  
CHURCHES

### 800 COCOA BRUSH: 5/8" thick

Size	Estimated Weight	Edge Finish
2' x 3'	9 lbs	no borders - order separately
3' x 4'	17 lbs	no borders - order separately
3' x 5'	20 lbs	no borders - order separately
3' x 6'	24 lbs	no borders - order separately
4' x 6'	34 lbs	no borders - order separately
<b>Roll</b>		
78" x 40 ft	326 lbs	no borders - order separately



Customize this product with Message or Logo. Also available in Special Cuts.  
Recess Aluminum Frame - see listing under Tire-Text below – model MF-4B.



# SCRAPER MATS

TYPE 29  
TIRE-TEX



## 29 TIRE-TEX Carpet Tile

- ❖ Indoor/Outdoor Use
- ❖ 5 Year Surface Wear Warranty
- ❖ Golf Spike Resistant
- ❖ Made from Recycled Truck Tires
- ❖ Reinforced Rubber Backing
- ❖ Vacuum or Sweep to Clean

### 29 TIRE-TEX TILES: 3/8" thick


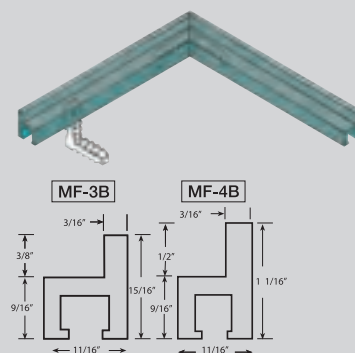
Size	Estimated Weight	Description
12" x 12"	2 lbs	Case quantity 25 Also sold individually

#### Accessories

Adhesive	12 lbs / gal	Covers approx. 125 sq ft
MF3B Recess Alum Frame - 3/8" full bar length 20' - 6"	—	For use with Tire-Tex, special cut available*
MF4B Recess Alum Frame - 1/2" full bar length 20' - 6"	—	For use with Cocoa Brush, special cut available*

Special cut frames are furnished with mitered 90 degree corners, anchors and connecting pins.  
Recess frames can only be used for new concrete installations.

#### Recess Frame Mill Finish



## 3548 ANCHOR-RUNNER – Extra Heavy Duty Protection

- ❖ Heavy Gauge Transparent Vinyl
- ❖ Light Textured Surface Adds Safety
- ❖ Rigid Anchor Points Help Hold it in Place on Most Carpets

### 3548 ANCHOR-RUNNER: 5/16" thick

Size	Estimated Weight
36" x 50 ft	122 lbs
48" x 50 ft	154 lbs

Also available  
in Special Cuts.

# CARPET PROTECTOR

TYPE 3548  
ANCHOR-RUNNER

Use in Offices,  
Hallways, Aisles  
and more.

PROLONG  
CARPET LIFE  
REDUCE  
MAINTENANCE  
TRANSPARENT

A Transparently Better  
Solution to Carpet Wear.





# CARPET-MATS

TYPE 1485

NEEDLE-RIB

The Best  
Selling  
Commercial  
Mat.

LOBBIES

FOYERS

ENTRANCES

**1485 NEEDLE-RIB** Non-woven polypropylene sculptured ribs actively scrape dirt from shoes and conceals it between the ribs until cleaning.

- ❖ 100% Polypropylene
- ❖ Vinyl Backed keeps Moisture from Floor
- ❖ Stain and Fade Resistant
- ❖ Effectively Traps Dirt
- ❖ Extremely Durable
- ❖ Indoor or Outdoor Use

## 1485 NEEDLE-RIB Approximately 3/8" thick

Size	Estimated Weight
2' x 3'	5 lbs
3' x 4'	9 lbs
3' x 5'	11 lbs
3' x 10'	20 lbs
3' x 6'	12 lbs
4' x 6'	17 lbs
4' x 8'	20 lbs
Rolls	
36" x 60 ft	115 lbs
48" x 60 ft	152 lbs
72" x 60 ft	192 lbs

Charcoal

Red

Gray

Blue

Green

Brown

Also available in special cuts.



## CARPET MATS

TYPE 1438

TUF-PLUSH

### Tuf-Plush Colors

Black

Charcoal

INDOOR ENTRANCES  
HIGH TRAFFIC  
FLOOR PROTECTION  
ENHANCE SAFETY

## 1438 TUF-PLUSH OLEFIN

- ❖ 100% Olefin, Easy to Clean
- ❖ Vinyl Backed
- ❖ Fade and Stain Resistant
- ❖ Outstanding Absorption

### 1438 TUF-PLUSH Premium Olefin Mat: 3/8" thick

Size	Estimated Weight
2' x 3'	5 lbs
3' x 4'	10 lbs
3' x 5'	11 lbs
3' x 10'	20 lbs
4' x 6'	17 lbs
Rolls	
36" x 60 ft	111 lbs
48" x 60 ft	142 lbs

Also available  
in Special Cuts.



## CARPET MATS

TYPE 1487

CHEVRON-RIB

### Chevron Colors

Brown

Blue

Burgundy

Charcoal

## 1487 CHEVRON-RIB HERRINGBONE

- ❖ 100% Polypropylene, Easy to Clean
- ❖ Course Fibers Scrape Debris from Shoes
- ❖ Fade and Stain Resistant
- ❖ Vinyl Backed

### 1487 CHEVRON-RIB High Traffic Mat, 3/8" thick

Size	Estimated Weight
2' x 3'	5 lbs
3' x 4'	10 lbs
3' x 5'	11 lbs
4' x 6'	16 lbs
4' x 8'	22 lbs
3' x 10'	20 lbs
Rolls	
36" x 60 ft	115 lbs
48" x 60 ft	146 lbs
72" x 60 ft	227 lbs

Also available  
in Special Cuts.





# CARPET MATS

TYPE 1437

**CATALINA**

STANDARD

TYPE 1462

**CATALINA**

PREMIUM



ENTRANCES

TRANSITION  
AREAS

FLOOR  
PROTECTION

ENHANCE  
SAFETY

## CATALINA OLEFIN Walk Off Mats – Standard or Premium

Indoor/Outdoor carpet mats trap dirt and moisture at the door.

- ❖ Fade Resistant
- ❖ Cleans Easily with a Vacuum or Hose
- ❖ Vinyl Backed
- ❖ Dries Quickly

CATALINA 1437 STANDARD DUTY: 5/16" thick		CATALINA 1462 PREMIUM DUTY: 3/8" thick	
Size	Estimated Weight	Size	Estimated Weight
2' x 3'	5 lbs	2' x 3'	6 lbs
3' x 4'	8 lbs	3' x 4'	9 lbs
3' x 5'	11 lbs	3' x 5'	12 lbs
3' x 6'	12 lbs	3' x 6'	13 lbs
3' x 10'	20 lbs	3' x 10'	21 lbs
4' x 6'	16 lbs	4' x 6'	17 lbs
4' x 8'	20 lbs	4' x 8'	22 lbs
4' x 10'	24 lbs	4' x 10'	26 lbs
Rolls		Rolls	
36" x 60 ft	105 lbs	36" x 60 ft	118 lbs
48" x 60 ft	149 lbs	48" x 60 ft	146 lbs
72" x 60 ft	208 lbs	72" x 60 ft	211 lbs

Also available in Special Cuts.

Red

Charcoal

Blue

Brown

Chocolate

# CARPET MATS

TYPE 1425

WATER WELL I

## Classic Colors

Blue

Gray

Pepper

Walnut

ENTRANCES

HIGH TRAFFIC AREAS

FLOOR PROTECTION

ENHANCE SAFETY

TYPE 1426

WATER WELL II

## Parquet Colors

Charcoal

Navy

Walnut

WATERWELL II  
PARQUET

WATERWELL I  
CLASSIC

WATERWELL MATS FEATURE  
SKID RESISTANT BACKING PATTERN

## WATER WELL Walk Off & Entrance Mats – Classic or Parquet

Indoor carpet mats trap dirt and moisture at the door. Skid resistant.

- ❖ 100% polypropylene
- ❖ Cleans Easily with a Vacuum or Hose
- ❖ Rubber Molded Backing
- ❖ Traps More Than 1-1/2 Gallons of Water per sq. yard

### 1425 WATER WELL I - CLASSIC 3/8" thick


Size	Estimated Weight
2' x 3'	5 lbs
3' x 4'	8 lbs
3' x 5'	13 lbs
3' x 10'	20 lbs
4' x 6'	23 lbs
4' x 10'	26 lbs

### 1426 WATER WELL II - PARQUET 3/8" thick

Size	Estimated Weight
2' x 3'	5 lbs
3' x 4'	8 lbs
3' x 5'	13 lbs
3' x 10'	20 lbs
4' x 6'	23 lbs
4' x 10'	26 lbs

Custom sizes are not available for this product.





## SCRAPER MATS

TYPE 1452

VINYL COIL

TYPE 1450

VINYL COIL LOGO



LOGO OPTION: We offer custom logos on our Type 1450 Vinyl-Coil (same mat as 1452 but with Vinyl Backing)

### 1452 NEWPORT Un-Backed Vinyl Coil Runner

- ❖ 3/8" Overall thickness
- ❖ Un-backed vinyl – no edging
- ❖ Indoor / Outdoor use for barefoot traffic
- ❖ Helps prevent slip & fall accidents.
- ❖ Shake or rinse to clean – dries quickly.
- ❖ Great for use in locker rooms, showers, poolside, and other wet areas
- ❖ Available in brown or gray

#### 1452 VINYL-COIL SCRAPER: 3/8" thick

Size	Estimated Weight	Edge Finish
3' x 5'	8 lbs	no borders
4' x 6'	12 lbs	no borders
Rolls		
36" x 20 ft	31 lbs / lf	no borders
48" x 20 ft	43 lbs / lf	no borders

Also available in Special Cuts.

Gray

Brown



## SCRAPER MATS

TYPE 1042

WET AREA

Wet Area Colors

Blue

Brown


### 1042 AQUA SAFETY RUNNER

- ❖ Low profile
- ❖ Open back provides excellent drainage
- ❖ Provides safety for barefoot traffic
- ❖ Indoor / Outdoor use
- ❖ Easy to clean
- ❖ Use in showers, locker-rooms, poolside, saunas, or any wet area
- ❖ 1/4" Overall thickness
- ❖ Available in brown or blue

#### 1042 AQUA SAFETY RUNNER: 1/4" thick

Size	Estimated Weight	Edge Finish
36" x 50 ft	110 lbs	no borders
48" x 50 ft	160 lbs	no borders

Borders cannot be added to this product.



## SCRAPER MATS

TYPE 1352

NEWPORT®

Gray

Black

Brown

### 1352 NEWPORT Backed Vinyl Coil MAT

- ❖ 3/8" Thick
- ❖ Vinyl backed mat.
- ❖ Low profile edge on all 4 sides
- ❖ Indoor / Outdoor
- ❖ Shake, vacuum, or rinse to clean
- ❖ Scraping action traps dirt, debris, & moisture at the door
- ❖ Available in black, brown, and gray

1352 NEWPORT SCRAPER: 3/8" thick MAT

Size	Estimated Weight	Edge Finish
2' x 3'	6 lbs	Bevel 4 sides
3' x 5'	15 lbs	Bevel 4 sides
4' x 6'	24 lbs	Bevel 4 sides

MEDIUM TRAFFIC

SAFE FOOTING

EASY TO CLEAN

DURABLE  
VINYL COIL



Gray

Black

Brown

### 1352 NEWPORT Backed Vinyl Coil RUNNER

- ❖ 3/8" Overall thickness
- ❖ Vinyl backed runner – NO EDGING
- ❖ Indoor / Outdoor use, recommended for mild traffic areas.
- ❖ Shake, vacuum, or rinse to clean
- ❖ Scraping action traps dirt, debris & moisture at the door
- ❖ Available in black, brown, and gray

1352 NEWPORT SCRAPER: 3/8" thick RUNNER

Size	Estimated Weight	Edge Finish
36" x 5'	12 lbs	No edging
36" x 10'	22 lbs	No edging
36" x 20' roll	42 lbs	No edging



## SCRAPER MATS

### TYPE 35 FINGER TOP



### 35 FINGER TOP – Flexible Raised Finger Mat

- ❖ Durable Molded Rubber
- ❖ Bevel on all Sides for Safety
- ❖ Built-in Moisture Dam helps Retain Water
- ❖ Indoor/Outdoor Use
- ❖ Also Works as Anti-Fatigue Mat
- ❖ Excellent Scraping Action in any Weather

#### 35 FINGER TOP: 5/8" thick

Size	Estimated Weight
24" x 32"	11 lbs
32" x 39"	18 lbs
36" x 72"	38 lbs

COLOR: BLACK

ENTRANCES

BEHIND  
COUNTERS

WORK STATIONS

RESTROOMS



## SCRAPER MATS

### TYPE 1625 RIDGESCRAPER

### 1625 RIDGESCRAPER – Heavy Duty Rubber Safety Mat

- ❖ Indoor/Outdoor Use
- ❖ Promotes Safety
- ❖ Cleated Backing Helps Prevent Movement
- ❖ Now available with logos
- ❖ Reduces Slips and Falls
- ❖ Resilient for Worker Comfort
- ❖ Tapered Edge 4 Sides

#### 1625 RIDGESCRAPER: 3/8" thick

Size	Estimated Weight
3' x 5'	22 lbs
4' x 6'	30 lbs
3' x 10'*	44 lbs

COLOR: BLACK (Plain Mats)  
LOGO MATS: MANY COLORS

\* This mat is fused and will show a seam.



This product available with  
CUSTOM LOGOS. Please request  
quote, information, etc.






**CUSTOM INSTALLATIONS  
FOR A PERFECT FIT**

# ANTI-FATIGUE

TYPE 1082  
PINNACLE




- UPSCALE LOOK
- ULTRA THICK
- HIGH HEEL  
RESISTANT
- HI-QUALITY  
BERBER
- DEPARTMENT  
STORES
- HOTELS
- PHARMACIES

## 1082 PINNACLE - Upscale Berber Anti-Fatigue Floor Covering

- ❖ Commercial Grade Berber Laminated onto Quality Sponge
- ❖ Exceptional Worker Comfort
- ❖ Standard and Custom Sizes

1082 PINNACLE: 1" thick		
Size	Estimated Weight	Edge Finish
3' x 5'	24 lbs	Tapered Edge
4' x 6'	39 lbs	Tapered Edge
Special Cut		
39-1/2" wide	6 lbs / lf	Square Edge*
79" wide	11 lbs / lf	Square Edge*
158" wide	22 lbs / lf	Square Edge*

\* Optional tapered edge may be added at no extra cost, please specify at time ordering.  
 Note: This product is MADE TO ORDER and will require extended lead time.  
 Not for use in wet areas.



Additional color selections  
available – see page 7  
(1410 & 1422) colors.



# ANTI-FATIGUE

TYPE 2200

BLACK  
CLOUD-RUNNER



CUSTOM CUT

KITCHENS

BEHIND COUNTERS

ASSEMBLY LINES


PREP AREAS

INDUSTRIAL

COMMERCIAL



BEFORE



AFTER

## 2200 BLACK CLOUD-RUNNER - Anti-Fatigue Nitrile Runner


- ❖ Grease Proof Nitrile Formula
- ❖ Lightweight and Easy to Clean
- ❖ Non-Absorbent Closed Cell Formula
- ❖ Tapered Safety Edge
- ❖ Textured Surface Prevents Slips
- ❖ Continuous Lengths for Larger Areas
- ❖ Ultimate Anti-Fatigue Comfort

2200 BLACK CLOUD-RUNNER: 3/4" thick

Size	Style	Estimated Weight
24" x 75 ft	Solid or With Holes	134 lbs
36" x 75 ft	Solid or With Holes	198 lbs
48" x 75 ft	Solid or With Holes	291 lbs

THIS PRODUCT IS AVAILABLE IN CUSTOM LENGTHS and CUSTOM CUTS

Available in  
**SOLID TOP**  
or with  
**DRAIN HOLES.**



# ANTI-FATIGUE

TYPE 2300

WALRUS HIDE

2-Year Pro-rated  
Wear Warranty

Extraordinary  
Anti-Fatigue  
Mat.



Color: Black

BEHIND COUNTERS  
INDUSTRIAL  
COMMERCIAL  
WORK STATIONS  
CASHIER STATIONS  
WALL to WALL

## 2300 WALRUS HIDE

Quite possibly one of the most versatile Anti-Fatigue mats available today. We've combined the top selling Anti-Fatigue mat with a patented Anti-Slip surface coating which yields an extremely comfortable mat available in standard mat sizes as well as seamless custom applications.


- ❖ Closed Cell Sponge with Ultra Durable Anti-Slip Top Coat
- ❖ Seamless Top
- ❖ Easy to Clean Surface
- ❖ Custom Shapes
- ❖ Insulating
- ❖ Safety Edge Reduces Tripping

### 2300 WALRUS HIDE

Size	Estimated Wt
3' x 4'	11 lbs
3' x 5'	13 lbs
Custom Sizes	.8 lbs/sq ft







Color: Black Only

# ANTI-FATIGUE

TYPE 2500

## COMFORT ZONE



- CHECK STANDS
- WORK STATIONS
- ASSEMBLY LINES
- BEHIND COUNTERS
- INDUSTRIAL AREAS
- INTERLOCKING

## 2500 COMFORT ZONE– Interlocking Rubber Anti-fatigue Mats


- ❖ Molded Rubber
- ❖ Anti-Slip Pebbled Surface
- ❖ Molded Bevel Safety Edge
- ❖ Exceptional Worker Comfort
- ❖ Single or Connectable Sections
- ❖ Insulating Honeycomb Backing
- ❖ Grease Resistant



2500 COMFORT ZONE: 1/2" thick

Stock Number	Style	Approx. Size	Estimated Weight
2500-RE28	End	28" x 36"	12 lbs
2500-RE36	End	36" x 24"	12 lbs
2500-RC28	Center	28" x 36"	12 lbs
2500-RC36	Center	36" x 24"	12 lbs
2500-RS	Single	28" x 36"	12 lbs

Note: Not recommended for use under high heels or chairs.



# ANTI-FATIGUE

TYPE 1075

CUSHION  
COMFORT

## CROSS SECTION

LAMINATED VINYL TOP

SPONGE BASE

CHECK STANDS

WORK STATIONS

ASSEMBLY LINES

BEHIND COUNTERS

CUSTOM SIZES

## 1075 CUSHION COMFORT—Anti-fatigue Mats & Runners

- ❖ Custom or Standard Sizes
- ❖ Exceptional Worker Comfort
- ❖ Safety Bevel Edge all Sides
- ❖ Attractive Marbleized Surface
- ❖ Insulated Backing
- ❖ Durable Surface Bonded to Sponge Base

### 1075 CUSHION COMFORT: 1/2" thick

Size	Estimated Weight
2' x 3'	7 lbs
3' x 5'	16 lbs
4' x 6'	27 lbs
Cuts and Rolls	
24" wide	3 lbs / lf
36" wide	5 lbs / lf
48" wide	6 lbs / lf

Rolls available up to 30 ft. long. This product is made to order. Please allow 3 to 4 weeks lead time.

Note: Not recommended for use under high heels or chairs. Not suitable for use in wet areas.


Solid Black

Marbled Black

Marbled Blue

Marbled Dark Gray





## ANTI-FATIGUE

TYPE 1025, 1026,  
1027, 1028

TREDLITE



Black

## TREDLITE – Sponge Vinyl Runners & Mats

- ❖ Increase Comfort & Safety
- ❖ Slip Resistant Surface – Pebbled or Ribbed
- ❖ Insulates Against Cold or Noise
- ❖ Economical

### TREDLITE SPONGE VINYL RUNNERS & MATS

Type No	Surface	Thickness	Size	Edge	Estimated Wt
1025	Ribbed or Pebbled	3/8"	24" x 60 ft	Rounded  2 Sides	60 lbs
		3/8"	36" x 60 ft		97 lbs
		3/8"	48" x 60 ft		137 lbs
		3/8"	72" x 60 ft		186 lbs
1026	Ribbed Only	5/8"	24" x 60 ft	Rounded  2 Sides	110 lbs
		5/8"	36" x 60 ft		185 lbs
		5/8"	48" x 60 ft		245 lbs
Optional Bevel Edge can be added to end of runners above.					
1027	Ribbed or Pebbled	3/8"	24" x 36"	Rounded  4 Sides	5 lbs
		3/8"	36" x 60"		10 lbs
1028	Ribbed Only	5/8"	24" x 36"	Rounded  4 Sides	6 lbs
		5/8"	36" x 60"		14 lbs

HOSTESS  
STATIONS

CASHIER  
STATIONS

CHECK STANDS

BEHIND  
COUNTERS

INDUSTRIAL  
AREAS



Gray



1053 with Yellow Safety Edge

1054 with Solid Color Top

## 1053 CUSHION DIAMOND-DEKPLATE with Yellow Safety Edge 1054 CUSHION DIAMOND-DEKPLATE with Solid Color Top

Deeply embossed cushioned vinyl runner combines Anti-Fatigue comfort with excellent security under foot. The 1053 Yellow Edge option clearly delineates and brings attention to areas requiring caution.

- ❖ All Sides Beveled for Added Safety
- ❖ Chemical Resistant Surface
- ❖ NOT for Use in Wet Areas

### 1053 & 1054 CUSHION DIAMOND-DEKPLATE: 9/16" thick

Model	Approx. Size	Style	Est. Weight
1053	2' x 3'	Black w/Yellow Edge	7 lbs
1053	2' x 3'	Gray w/Yellow Edge	7 lbs
1053	3' x 5'	Black w/Yellow Edge	16 lbs
1053	3' x 5'	Gray w/Yellow Edge	16 lbs
1054	2' x 3'	Black Solid Color Top	7 lbs
1054	2' x 3'	Gray Solid Color Top	7 lbs
1054	3' x 5'	Black Solid Color Top	16 lbs
1054	3' x 5'	Gray Solid Color Top	16 lbs
1053	36" x 75'	Black w/Yellow Edge	248 lbs
1053	48" x 75'	Gray w/Yellow Edge	342 lbs
1054	36" x 75'	Black Solid Color Top	248 lbs
1054	48" x 75'	Gray Solid Color Top	342 lbs

This product is available in custom lengths. Some sizes/colors are made to order and have extended lead time.

## ANTI-FATIGUE

TYPE 1053 & 1054

## CUSHION

DIAMOND-DEKPLATE

### CROSS SECTION

LAMINATED VINYL TOP



SPONGE BASE

CHECKSTANDS

WORK STATIONS

ASSEMBLY LINES

COUNTERS

CUSTOM SIZES



## 1031 DURATRED – Golf Spike Resistant Rubber

- ❖ Rayon and Nylon Reinforced for Use in Heavy Traffic
- ❖ Spike and Cleat Resistant
- ❖ Extra Wide Corrugations for Easy Sweeping and Cleaning
- ❖ Slip Resistant

### 1031 DURATRED: 1/4" thick

Size	Estimated Weight
36" x 22 ft	135 lbs

Note – Not grease or oil resistant.

Also available  
in Special Cuts.

## RUNNER MATTING

TYPE 1031

DURATRED

Black

GOLF COURSES

WEIGHT ROOMS

HORSE TRAILERS

HOCKEY RINKS

GENERAL  
INDUSTRIAL





## RUNNER MATTING

TYPE 1001

PRO-TEK

**Light Weight and  
Fine Textured.**

Black

### 1001 PRO-TEK– Cost Effective Slip Resistant Vinyl Runner


- ❖ Low Profile Reduces Trip Hazards
- ❖ Pebble Surface adds Slip Resistance
- ❖ Light Weight and Flexible
- ❖ Cuts Easily for Custom Fit

1001 PRO-TEK: 1/8" thick

Size	Estimated Weight
36" x 60 ft	98 lbs
48" x 60 ft	105 lbs
72" x 60 ft	181 lbs

Also available  
in Special Cuts.

TOOLBOX LINER  
AISLES  
WALKWAYS  
WORK AREAS  
ASSEMBLY LINES  
STORE ROOMS



## RUNNER MATTING

TYPE 1008

KLEEN-RITE

Black

### 1008 KLEEN-RITE – Textured Rubber Runner


- ❖ Non-Directional Pattern Provides Safe Footing
- ❖ Helps Absorb Noise
- ❖ Ideal for Anti-Slip Surface on Utility Equipment, Golf carts, etc.
- ❖ Protects Floors

1008 KLEEN-RITE: 3/32" thick

Size	Estimated Weight
48" x 150 ft	345 lbs

Also available  
in Special Cuts.

**Durable and  
Abrasion  
Resistant.**



# RUNNER MATTING

TYPE 1000

RUBBER

TYPE 1010

VINYL

TYPE 1011

VINYL


## CORRUGATED "DEEP GROOVE" RUNNERS

- ❖ Floor Protection
- ❖ Effectively Scrapes Debris from Shoes
- ❖ Pliable
- ❖ Cleans Easily
- ❖ Promotes Safe Footing

### 1000 / 1010 CORRUGATED RUNNERS

Type No	Material	Size	Weight	Color	Thickness
1000	Rubber	24" x 150 ft	230 lbs	Black	1/8"
1000	Rubber	36" x 150 ft	308 lbs	Black	1/8"
1000	Rubber	48" x 150 ft	430 lbs	Black	1/8"
1000	Rubber	72" x 75 ft	380 lbs	Black	1/8"
1010	Vinyl	24" x 105 ft	146 lbs	Black	1/8"
1010	Vinyl	36" x 105 ft	228 lbs	Black	1/8"
1010	Vinyl	48" x 105 ft	294 lbs	Black	1/8"

Also available in Special Cuts.



"DEEP GROOVE"  
Corrugated

## EZY KLEEN "ROUND RIB" RUNNERS

- ❖ Floor Protection
- ❖ Effectively Scrapes Debris from Shoes
- ❖ Resistant to many Acids and Chemicals
- ❖ Promotes Safe Footing

### 1011 EZY KLEEN RUNNERS

Type No	Material	Size	Weight	Color	Thickness
1011	Vinyl	24" x 105 ft	136 lbs	Black	1/8"
1011	Vinyl	36" x 105 ft	213 lbs	Black or Gray	1/8"
1011	Vinyl	48" x 105 ft	280 lbs	Black	1/8"
1011	Vinyl	60" x 105 ft	457 lbs	Black	1/8"


Also available in Special Cuts.

Note: Rubber material tends to remain more pliable than vinyl in cold conditions and also resists curling, shrinking and separating. We do not recommend cementing or gluing these materials to floor.



"EZY KLEEN"  
Round-Rib





**ANTI-SLIP**  
TYPE 1051  
**DIAMOND PLATE**

Black

Gray

Promotes  
Safety and  
Protects  
Floors.


**1051 DIAMOND PLATE – Vinyl Deckplate Runner**

- ❖ Resistant to Normal Oils and Industrial Cleaners
- ❖ Long Wearing Vinyl for Heavy Duty Use
- ❖ Embossed Deckplate Pattern
- ❖ Attractive and Practical

1051 DIAMOND PLATE: 5/32" thick

Size	Estimated Weight
36" x 75 ft	154 lbs
48" x 75 ft	240 lbs

Also available  
in Special Cuts.



**SWITCHBOARD**  
TYPE 1060  
**MILITARY SWITCHBOARD**

Attractive  
diamond  
deckplate surface  
pattern offers  
added slip  
resistance.

**1060 MILITARY DIAMOND SWITCHBOARD**


- ❖ Insulating for High Voltage Application, Max. 3000 VAC
- ❖ Tested to Mil-DTL-15562G Type III
- ❖ Proof Tested at 15,000 Volts over Entire Surface
- ❖ Oil, Ozone, Fire and Corona Resistant
- ❖ Dielectric Test - 30,000 volts
- ❖ May be Exposed to Sulfuric Acid

1060 MILITARY DIAMOND SWITCHBOARD: 3/16" thick

Size	Estimated Weight
36" x 75 ft	238 lbs

Also available  
in Special Cuts.

Gray



## SWITCHBOARD

TYPE 1050

CORRUGATED  
SWITCHBOARD

Black

Protect  
Your  
Personnel

### 1050 A.S.T.M. CORRUGATED SWITCHBOARD

- ❖ Protection against electrical shock around high voltage apparatus
- ❖ Conforms to OSHA requirements & tested to ASTM D-178 Type II Class II
- ❖ Meets all optional requirements for Ozone, Flame and Oil resistance
- ❖ Proof Tested at 20,000 VAC
- ❖ Dielectric Test Voltage – 30,000 VAC
- ❖ Maximum use voltage 17,000 VAC

1050 CORRUGATED SWITCHBOARD: 1/4" thick

Size	Estimated Weight
36" x 75 ft	390 lbs

Also available  
in Special Cuts.

## SWITCHBOARD

TYPE 1052

SMOOTH TOP  
SWITCHBOARD

Black

Blue

### 1052 SMOOTH TOP SWITCHBOARD

- ❖ Meets requirements for Mil-DTL-15562G, Type II
- ❖ Flame and Abrasion Resistant
- ❖ Insulating for High Voltage Application Not Exceeding 3,000 volts
- ❖ Durable Smooth Vinyl
- ❖ Easy to Clean Smooth Surface

1052 SMOOTH TOP SWITCHBOARD: 1/8" thick

Size	Estimated Weight
36" x 75 ft	232 lbs

Also available  
in Special Cuts.





## 2560 TILE LOCK – Interlocking Weight Room Matting System

- ❖ Durable Molded Rubber not Recycled
- ❖ Molded Safety Bevel Edge
- ❖ No Gluing, Easy Installation
- ❖ Low Maintenance, Clean with Soap and Water
- ❖ Protect Floors from Dropped Weights
- ❖ Anti-Slip Surface

### 2560 TILE LOCK: 3/8" thick

Section	Size	Estimated Weight
Full Block	2' x 2'	12 lbs
Border	1' x 2'	6 lbs
Corner (outside)	1' x 2' x 2'	9 lbs

This product is special order, allow 4 to 6 weeks lead time.

## SPORTS MATTING

TYPE 2560  
TILE LOCK

WEIGHT ROOMS

GYMS

NON-GREASE  
WORK STATIONS

REDUCES NOISE

Color: Black Only

Use: Indoors Only



\*This is a "glue down" product and should be professionally installed.

## 1035 ENVIRO-GYM SPORTSFLOOR – Made from recycled crumb rubber.

This Easy-To-Install\* sportsfloor is extremely durable and attractive. Plus it is eco-friendly.

- ❖ Recycled SVR Tire Rubber
- ❖ Easy to Clean, just Damp Mop and let Dry
- ❖ Indoor/Outdoor
- ❖ Solid Black Mats are 100% Recycled Material, Standard Ration Speckled Mats are 85% Recycled

### 1035 ENVIRO-GYM: 3/8" thick

Size	Color	Estimated Wt
48" x 50 ft	Solid Black	400 lbs
48" x 50 ft	Colored Speckled (20%)	400 lbs
Adhesive	4 gal Pail	52 lbs (covers 400 sq ft)

Full roll sales only. Special Order, allow 2-4 weeks lead time.

## SPORTS MATTING

TYPE 1035  
ENVIRO-GYM

GYMS  
FITNESS STUDIOS  
LOCKER ROOMS  
DECKS & PATIOS  
ICE RINKS  
WEIGHT ROOMS  
DECKS/PATIOS  
ROOF WALKWAY

Colors

Solid Black

Red Speckled

Green Speckled

Blue Speckled



## SPECIALTY MATTING

TYPE 5051  
TAC-MAT

CLEAN ROOMS  
PHARMACEUTICALS  
MICROELECTRONICS  
FOOD  
PROCESSING  
MEDICAL  
DUST CONTROL

### 5051 TAC-MAT – Contaminate Control Dry Mat

- ❖ 4 Sets of 30 Disposable Peel-Off Sheets per Pad
- ❖ Thin Layers of Adhesive Coated Film Effectively Removes Dirt, Contaminants & Particulates from Shoes
- ❖ Adhesive Backing Secures Pad to Floor
- ❖ Water Based Adhesive

5051 TAC-MAT: 3/16" thick

Size	Estimated Weight
18" x 36"	6 lbs
26" x 45"	11 lbs

Blue

White

Gray



## SPECIALTY MATTING

TYPE 402  
SANI-MATE

If Appearance  
Matters,  
Don't Leave  
Out the  
Restroom!

### 402 SANI-MATE – Disposable Urinal & Commode Mats

- ❖ Up to 30 Day Protection
- ❖ Absorbent 50 oz Pad
- ❖ Eliminate Spot Mopping
- ❖ Odor Control
- ❖ Enhances Restroom Image
- ❖ Mats are Packed Six Per Case

402 SANI-MATE

Style	Size	Estimated Weight
402-I Urinal	21" x 18-1/2"	8 lbs per cs/6
402-II Commode	23 -1/2" x 22"	9 lbs per cs/6

Black



# INTERLOCKING TILES

TYPE 2554

DRI-DEK®

Easy snap-together system.

The Edge and Corner provide a safety border to meet OSHA regs.

WORK STATIONS

SHOWERS

ASSEMBLY LINES

BEHIND COUNTERS

SAUNAS

POOLS & SPAS

COMPARTMENTS


LOCKER ROOMS

## 2554 DRI-DEK® Interlocking "Snap Together" Vinyl Tiles


- ❖ Excellent Slip Resistance from Wet Floor
- ❖ EasyCut for Custom Installations
- ❖ Contains OXY-B1 for Mold, Mildew and Bacteria Protection
- ❖ Safety Bevel Edge and Corner Pieces help meet OSHA regs
- ❖ Flow-through Design for Best Drainage
- ❖ Extensive Color Selection

2554 DRI-DEK®: 9/16" thick

Description	Size	Estimated Weight
TILE	12" x 12"	1 lbs.
BEVEL EDGE	2" x 12"	4 oz.
CORNER	2" x 2"	1 oz.







# INTERLOCKING TILES

TYPE 2557  
POLY-LOK

WORK STATIONS

SHOWERS

INDUSTRIAL AREAS

BEHIND COUNTERS

ANIMAL CAGES

POOLS & SPAS

HORSE STALLS

LOCKER ROOMS

## 2557 POLY-LOK – Interlocking “Heavy Duty” Vinyl Tiles

- ❖ Excellent Slip Resistance from Wet Floors
- ❖ Indoor & Outdoor Use
- ❖ Not Affected by Heat, Cold, or Sun
- ❖ May be Cut for Custom Fit
- ❖ Safety Bevel Edge System Helps Reduce Tripping
- ❖ Open Grids for Best Drainage
- ❖ UV Stabilized and Fungus Resistant
- ❖ Made of 100% Recycled PVC

### 2557 POLY-LOK: 3/4" thick

Style No.	Description	Size	Estimated Weight	Color
2557HD	Tile, Heavy Duty*	12" x 12"	1.5 lbs.	Black
2557STD	Tile, Std. Duty	12" x 12"	1.5 lbs.	Black
2557STD	Tile, Std. Duty	12" x 12"	1.5 lbs.	Colors
2557CR	Corner Ramp**	2 1/2" x 14"	0.5 lbs.	Black
2557CR	Corner Ramp**	2 1/2" x 14"	0.5 lbs.	Colors***
2557ER	Edge Ramp**	2 1/2" x 12"	0.5 lbs.	Black
2557ER	Edge Ramp**	2 1/2" x 12"	0.5 lbs.	Colors***

\* May be used for forklift traffic.

\*\* Specify MALE or FEMALE when ordering ramps.

\*\*\* Not available in all colors.

Blue

Green

Yellow

Gray

Black

Red



# KITCHEN / INDUSTRIAL

TYPE 5000

VIP  
RED CLOUD

5-Year Warranty  
against breakdown  
from grease\*

KITCHENS

COOKLINES

BARs

PREP AREAS

WAITRESS  
PICK-UP

ASSEMBLY LINES

BEHIND  
COUNTERS

## 5000 VIP RED CLOUD – Ultimate Anti-Fatigue Solution

- ❖ Light Weight, Easy to Clean
- ❖ Tapered Safety Edge
- ❖ Drainage Holes
- ❖ Grease Proof
- ❖ Anti-Slip Textured Surface
- ❖ Non-Absorbent "Closed-Cell" Nitrile Rubber
- ❖ Extremely Comfortable

5000 VIP REDCLOUD: 3/4" thick

Size	Estimated Weight
3' x 5'	14 lbs

\*Prorated and mats must be maintained according to factory recommendations.  
NOTE: Not for use in wet areas. IMPORTANT: See cleaning requirements, Pg. 52.

Insist on the  
Best when  
Performance  
and Quality  
Matter.

# KITCHEN / INDUSTRIAL

TYPE 2200

VIP  
BLACK CLOUD

5-Year Warranty  
against breakdown  
from grease\*

CASHIER STATIONS

KITCHENS

LABORATORIES

BARS

PREP AREAS

WAITRESS PICK-UP

ASSEMBLY LINES

BEHIND COUNTERS

SOLID TOP OR WITH DRAIN HOLES

## 2200 VIP BLACK CLOUD – Ultimate Anti-Fatigue Solution

- ❖ Light Weight, Easy to Clean
- ❖ Tapered Safety Edge
- ❖ Drainage Holes or Solid Top
- ❖ Grease Proof
- ❖ Anti-Slip Textured Surface
- ❖ Non-Absorbent "Closed-Cell" Nitrile Rubber
- ❖ Extremely Comfortable


### 2200 VIP BLACK CLOUD: 3/4" thick

Product No.	Style	Size	Estimated Weight
2200-35	Solid Top	3' x 5'	14 lbs.
2200-35H	Drainage Holes	3' x 5'	14 lbs.
2200-23	Solid Top	2' x 3'	6 lbs.

\*Prorated and mats must be maintained according to factory recommendations.  
NOTE: Not for use in wet areas. IMPORTANT: See cleaning requirements, Pg. 52.

Black color does  
not show dirt like  
standard red mats.  
Ideal for areas  
exposed to  
public view.





## KITCHEN / INDUSTRIAL

TYPE 2520

VIP DELUXE

VIP DELUXE RED has a 5-Year Warranty against breakdown from grease\*

VIP DELUXE BLACK has a 1-Year Warranty for general use in bars, and non-grease service areas\*

### RECOMMENDED USAGE

VIP DELUXE - BLACK  
BARS  
NON-GREASE  
SERVICE AREAS

VIP DELUXE - RED  
COOK LINES  
FRY STATIONS  
GREASY  
INDUSTRIAL AREAS

TYPE 2521

VIP LITE

VIP LITE RED Warranted against breakdown from grease for 2 years in light grease applications.\*

### RECOMMENDED USAGE

VIP LITE - BLACK  
BARS  
NON-GREASE  
SERVICE AREAS

VIP LITE - RED  
LIGHT GREASE AREAS

## 2520 VIP DELUXE – Heavy Duty Rubber Anti-Fatigue & Anti-Slip

- ❖ 7/8" Overall Thickness
- ❖ Excellent Drainage
- ❖ Grease Proof/General Purpose Versions
- ❖ Anti-Slip Provides Safe Footing
- ❖ The Industry's "Work-Horse"

## 2521 VIP LITE – Light Duty version of our heavier mat above

- ❖ 1/2" Overall Thickness
- ❖ Grease Resistant & General Purpose Versions

### 2520 VIP DELUXE / 2521 VIP LITE

Product No.	Version	Size	Thickness	Estimated Weight
2520	VIP DELUXE	58 1/2" x 39"	7/8"	40 lbs
2520	VIP DELUXE	29" x 39"	7/8"	21 lbs
2521	VIP LITE	58 1/2" x 39"	1/2"	30 lbs
2521	VIP LITE	29" x 39"	1/2"	19 lbs

\*Prorated and mats must be maintained according to factory recommendations.

IMPORTANT: See Cleaning Requirements, Pg 52.

## KITCHEN / INDUSTRIAL

TYPE 3525

VIP TUFFDEK

**VIP TUFFDEK RED**  
2-Year Warranty  
against breakdown  
from light grease\*

**VIP TUFFDEK BLACK**  
General Purpose – For  
use in bars, service areas  
and any non-grease  
kitchen / industrial area.

**RESORTS**  
**WAITRESS PICK-UP**  
**PREP AREAS**  
**ASSEMBLY LINES**

## KITCHEN / INDUSTRIAL

TYPE 3520

VIP FLOORMATE

**VIP FLOORMATE RED**  
2-Year Warranty  
against breakdown  
from moderate grease\*

**VIP FLOORMATE BLACK**  
General Purpose – For  
use in bars, service areas  
and any non-grease  
kitchen / industrial area.

**DISHWASH**  
**WAITRESS PICK-UP**  
**INDUSTRIAL**  
**PREP AREAS**

### 3525 VIP TUFFDEK – Heavy Duty Rubber Anti-Fatigue & Anti-Slip

- ❖ Improved Productivity
- ❖ Grease Resistant or General Purpose
- ❖ 3/4" Thick
- ❖ The Lighter "Heavy Duty Mat"
- ❖ Excellent Drainage

3525 VIP TUFFDEK: 3/4" thick

Size	Estimated Wt
3' x 5'	33 lbs
3' x 3'	21 lbs
3' x 2'	14 lbs

\*Prorated and mats must be maintained according to factory recommendations. **IMPORTANT:** See Cleaning Requirements, Pg 52.

### 3520 VIP FLOORMATE – Heavy Duty Rubber Anti-Fatigue & Anti-Slip

- ❖ Improved Productivity
- ❖ Grease Resistant and General Purpose
- ❖ 7/8" Thick
- ❖ Economical Alternative Thick Mat
- ❖ Drain Holes

3520 VIP FLOORMATE: 7/8" thick

Size	Estimated Wt
58-1/2" x 39"	41 lbs
29" x 39"	21 lbs

\*Prorated and mats must be maintained according to factory recommendations. **IMPORTANT:** See Cleaning Requirements, Pg 52.





## KITCHEN / INDUSTRIAL

TYPE 2540

VIP GUARDIAN

**2-Year Warranty  
against breakdown  
from grease\***

LIGHT DUTY  
KITCHENS  
BARS  
PREP AREAS  
WAITRESS PICK-UP  
ASSEMBLY LINES  
BEHIND COUNTERS

Grease Proof Black

Grease Proof Red

### 2540 VIP GUARDIAN – High Quality, Light Weight Grease Proof Mat

- ❖ Non-Absorbent Closed-Cell Rubber
- ❖ 100% Nitrile Grease Proof Formula
- ❖ Excellent Drainage for Wet Areas
- ❖ Reversible for Extended Life
- ❖ Low Profile, Only 1/4" Thick
- ❖ Anti-Slip & Anti-Fatigue

#### 2540 VIP GUARDIAN: 1/4" thick

Size**	Estimated Weight
3' x 5'	18 lbs
3' x 10'	36 lbs
3' x 15'	55 lbs

\* Prorated and mats must be maintained according to factory recommendations.

\*\* Sizes longer than 5 ft are seamed. Note: Not recommended for wheeled equipment traffic.

IMPORTANT: See Cleaning Requirements, Pg. 52.

**Both Red and  
Black Versions are  
Grease Proof.**

# KITCHEN / INDUSTRIAL

TYPE 4420

VIP  
DURALOK

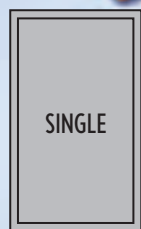
2-Year Warranty  
against breakdown  
from grease\*

Eliminates the Need  
for Extra Connectors  
or add-on Bevel.

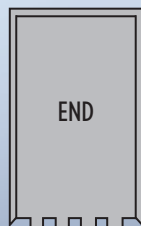
KITCHENS  
BARS  
PREP AREAS  
WAITRESS PICK-UP  
ASSEMBLY LINES  
BEHIND COUNTERS

BLACK - General Purpose  
For use in bars, service  
areas and any non-grease  
kitchen / industrial area.

RED - Grease Resistant  
For use in light to  
moderate grease  
applications.




SINGLE




END



CENTER



SHOWN WITH STUB EDGE



SHOWN WITH MOLDED BEVEL EDGE

## 4420 VIP DURALOK – Heavy Duty Interlocking Matting

- ❖ 3/4" Overall Thick Rubber
- ❖ Excellent Drainage
- ❖ Grease Resistant And General Purpose Versions
- ❖ Center and End Sections Easily Accommodate Any Area
- ❖ Anti-Slip and Anti-Fatigue
- ❖ Molded Connector System
- ❖ Molded Bevel Edging or Stub Edge Style

### 4420 VIP DURALOK: 3/4" thick

Size	Estimated Weight
Bevel Edge Style: Center, End or Single 38" x 61"	50 lbs
Stub Edge Style: Center, End or Single 3' x 5'	47 lbs

\* Prorated and mats must be maintained according to factory recommendations.  
IMPORTANT: See Cleaning Requirements, Pg. 52.





## KITCHEN / INDUSTRIAL

TYPE 2522

VIP TOPDEK  
SENIOR

TYPE 2530

VIP TOPDEK  
JUNIOR

**RED - Grease Resistant**  
See warranty applications.

Warranty: 2522 -  
\*1 year moderate grease

Warranty: 2530 -  
\*1 year light grease

\*Warranted against breakdown  
from grease.

**The Most  
Popular Mats  
in the Industry!**

## VIP TOPDEK – Molded Bevel Edge Rubber Mats

- ❖ 1/2" Overall Thick Rubber
- ❖ Light Grease Resistant and General Purpose Versions
- ❖ Excellent Drainage
- ❖ Anti-Slip and Anti-Fatigue
- ❖ Heavier Senior or Light Weight Junior Versions

### 2522 VIP TOPDEK SENIOR: 1/2" thick

Type	Size	Estimated Weight
2522 SENIOR	3'x 5'	25 lbs
2522 SENIOR	3'x 9'-10"	50 lbs
2522 SENIOR	3'x 14'-8"	75 lbs
2522 SENIOR	3'x 19'-6"	100 lbs

### 2530 VIP TOPDEK JUNIOR: 1/2" thick

Type	Size	Estimated Weight
2530 JUNIOR	3'x 5'	20 lbs
2530 JUNIOR	3'x 9'-10"	40 lbs
2530 JUNIOR	3'x 14'-8"	60 lbs
2530 JUNIOR	3'x 19'-6"	80 lbs

Note: Sections larger than 5 ft. long are fused and will show a seam.

\* Prorated and mats must be maintained according to factory recommendations.  
IMPORTANT: See Cleaning Requirements, Pg. 52.

DISHWASH

BARS

PREP AREAS


WAITRESS PICK-UP

ASSEMBLY LINES

BEHIND COUNTERS

WORK STATIONS

**BLACK - General Purpose**  
For use in bars, service  
areas and any non-grease  
kitchen / industrial area.



# KITCHEN / INDUSTRIAL

TYPE 2523  
VIP PRIMA

No Connectors  
to Lose!

BLACK - General Purpose  
For use in bars, service  
areas and any non-grease  
kitchen / industrial area.

RED - Grease Resistant  
For use in light grease  
applications.

LIGHT DUTY KITCHENS  
BARS  
PREP AREAS  
WAITRESS PICK-UP  
ASSEMBLY LINES  
BEHIND COUNTERS

TYPE 2535  
HONEYCOMB

BROWN - General Purpose  
For use in bars, service  
areas and any non-grease  
kitchen / industrial area.

RED - Grease Resistant  
For use in light grease  
applications.

## 2523 VIP PRIMA – Connecting Rubber Mat System

- ❖ 1/2" Overall Thick Rubber
- ❖ Excellent Drainage
- ❖ Light Grease Resistant and General Purpose Versions
- ❖ Anti-Slip and Anti-Fatigue
- ❖ Light Weight for Easy Handling
- ❖ Snap Together to Easily Accommodate Any Area, Even 90 Degree Turns


### 2523 VIP PRIMA: 3/8" thick

Size	Estimated Weight
3' x 3'	15 lbs

### 2523 VIP PRIMA: 1/2" thick

Size	Estimated Weight
3' x 5'	30 lbs

3x3 and 3x5 mats do not interlock to each other.  
3x5 interlocks on the 3f ends but only to other 3x5 mats.



## 2535 HONEYCOMB – Medium Duty Anti-Slip/Anti-Fatigue

- ❖ Honeycomb Design Adds Product Strength
- ❖ Light to Medium Applications
- ❖ Grease Resistant and General Purpose Versions
- ❖ Anti-Slip Surface Provides Safe Footing
- ❖ Excellent Drainage

### 2535 HONEYCOMB: 9/16" thick

Size	Estimated Weight
Available in General Purpose Brown or Red	
3' x 6'	32 lbs
3' x 4'	20 lbs
3' x 3'	15 lbs
3' x 2'	11 lbs

IMPORTANT: See Cleaning Requirements, Pg. 52.



# KITCHEN / INDUSTRIAL

TYPE 1631

NI-RIB  
RUNNER



WALK-INS

TRANSITION  
AREAS

PREP AREAS

WAITRESS  
PICK-UP

SHOWERS

LOCKER ROOMS

BEHIND  
COUNTERS



## 1631 NI-RIB – Versatile Nitrile Rubber Safety Runner

- ❖ 1/4" Overall Thick Rubber
- ❖ Reversible - Use Rib Side Up or Knob Side Up
- ❖ Grease Resistant for Areas of Minimal Exposure to Grease
- ❖ Light weight, Easy to Handle
- ❖ Anti-Slip "V" Rib surface Enhances Safety
- ❖ Available in Solid and Perforated Versions for Areas Requiring Drainage

1631 NI-RIB: 1/4" thick

Type	Size	Style	Estimated Weight
1631	36" x 60 ft	Solid	280 lbs
1631	48" x 60 ft	Solid	384 lbs
1631V	36" x 60 ft	Perforated	262 lbs
1631V	48" x 60 ft	Perforated	369 lbs

Also available in Special Cuts.  
Note: Runners may be fused in sections.





# KITCHEN / INDUSTRIAL

TYPE 1640

REVERS-A-MAT

Reversible for  
Extended Life.

ASSEMBLY LINES  
TRANSITION AREAS  
WALK-IN COOLERS  
PREP AREAS  
WAITRESS PICK-UP  
DISHWASH  
BEHIND COUNTERS  
BARS

Black: General Purpose

Red: Grease Resistant

## 1640 REVERS-A-MAT – Reversible Rubber Safety Runner

- ❖ 3/8" Overall Thick Rubber
- ❖ Light Weight, Easy to handle
- ❖ General Purpose or Grease Resistant for Areas Of Minimal Exposure To Grease
- ❖ Anti-Slip Knob Surface
- ❖ Anti-Fatigue for Worker Comfort
- ❖ Reduces Breakage of Dropped Objects
- ❖ Excellent Drainage in Wet Areas

### 1640 REVERS-A-MAT: 3/8" thick


Size	Estimated Weight
36" x 64 ft	280 lbs

Also available in Special Cuts.

Note: Runners may be fused in sections and show seam.







## KITCHEN / INDUSTRIAL

TYPE 1435  
SLIP-GARD

Brown

### 1435 SLIP-GARD – Mineral Coated Anti-Slip Runner

- ❖ Crushed Garnet Surface
- ❖ Polyurethane Backing Remains Flexible
- ❖ Extra Heavy Duty
- ❖ Grease Resistant
- ❖ Promotes Safety

1435 SLIP-GARD: 1/8" thick

Size	Estimated Weight
3' x 5'	15 lbs
3' x 10'	31 lbs
36" x 40 ft	134 lbs

Also available  
in Special Cuts.

RAMPS

WET AREAS

WASHING  
AREAS

FREEZERS



Knock down version  
ships UPS and FedEx!

### 6477 PORTAMAT TRANSPORTER and WASH RACK

- ❖ Transport Your Soiled Mats with Ease
- ❖ Holds Up to 10 Large Mats (With Holes)
- ❖ 500 Lbs Capacity
- ❖ Zinc Plated
- ❖ 16 Gauge Cold Rolled 1" Tubular Steel
- ❖ 5" Swivel Casters
- ❖ Saves Time and Labor

#### 6477 PORTAMAT TRANSPORTER

Type No.	Style	Estimated Weight	Shipping Dimensions
6477-KD	Knock Down	51 lbs	44"L X 29"W X 5"H
6477	Assembled	50 lbs	48"L X 40"W X 33"H

## KITCHEN / INDUSTRIAL

TYPE 6477  
PORTAMAT  
RACK

Speeds up handling,  
cleaning, and drying  
of kitchen, bar and  
industrial mats.

Fully Assembled  
or Knock Down



Tested & approved by Cactus Mat and used in Champion Kitchens worldwide!

## CUTTING BOARDS

TYPE 501, 502, 503  
RUBBER-CUT

RESTAURANT  
GRADE QUALITY  
BAKERIES  
SANDWICH STATIONS  
STEAM TABLES  
PREP AREAS



## CUTTING BOARDS

TYPE 501P, 502P, 503P  
PLASTI-CUT

### CUTTING BOARDS – Rubber

- ❖ All rubber cutting board
- ❖ Soft food grade rubber
- ❖ Texture provides flexibility
- ❖ Won't absorb liquids or odors
- ❖ Grease proof
- ❖ Tan high density – Nontoxic
- ❖ Preserves knife edge longer
- ❖ Can be resurfaced by sanding
- ❖ Reversible
- ❖ Dishwasher safe
- ❖ Lasts longer than wood or plastic
- ❖ Warp resistant

### CUTTING BOARDS – Polyethylene

- ❖ White High Density Thermoplastic
- ❖ Warp Resistant
- ❖ Textured to Reduce Knife Slippage
- ❖ Non Toxic and Non Absorbent

SIZE	Type	Estimated Wt	Type	Estimated Weight
12" x 18" x 1/2"	501P	4 lbs	501	6 lbs
15" x 20" x 1/2"	501P	6 lbs	501	8 lbs
18" x 24" x 1/2"	501P	8 lbs	501	12 lbs
48" x 96" x 1/2" (plastic only)	501P	79 lbs	N/A	—
Custom Sizes 1/2"	501P	2.5 lbs / sq ft	501	3.2 lbs / sq ft
12" x 18" x 3/4"	502P	6 lbs	502	8 lbs
15" x 20" x 3/4"	502P	8 lbs	502	11 lbs
18" x 24" x 3/4"	502P	12 lbs	502	17 lbs
48" x 96" x 3/4" (plastic only)	502P	119 lbs	N/A	—
Custom Sizes 3/4"	502P	3.8 lbs / sq ft	502	4.7 lbs / sq ft
12" x 18" x 1"	503P	8 lbs	503	11 lbs
15" x 20" x 1"	503P	10 lbs	503	15 lbs
18" x 24" x 1"	503P	15 lbs	503	22 lbs
48" x 96" x 1" (plastic only)	503P	158 lbs	N/A	—
Custom Sizes 1"	503P	5.0 lbs / sq ft	503	6.3 lbs / sq ft

Options: Please request quotation for custom shapes and cut-outs.

Note: None of the cutting boards are recommended for use with cleavers. See page 52 for care and cleaning.





Color: Black

## SHELF & CASE LINER

TYPE 2553  
FLEX-TILE

GLASSWARE  
DRYING

BENCH TOPS

SHELVES

COMPARTMENTS

STORE ROOMS


DRAWERS

### 2553 FLEX-TILE – Heavy Duty “Snap-Together” Liner Tile

- ❖ Durable PVC Vinyl
- ❖ Tiles “Snap-Together” to Accommodate Any Area
- ❖ Reduces Noise
- ❖ Excellent Drainage and Air Circulation
- ❖ Easily Cut to Size
- ❖ Textured Surface to Reduce Slippage

2553 FLEX-TILE: 9/16" thick

Size	Estimated Weight
12" x 12"	1 lbs



Light Duty

Green

Black

## SHELF & CASE LINER

TYPE 110  
CASE LINER  
TYPE 220  
CASE LINER

DRAWER LINER

DELI CASES

MEAT CASES

PRODUCE SHELVES

DISPLAY CASES

### 110/220 CASE LINER – Reduces Slippage in Display Cases

- ❖ Non-Slip Weave-Bubble Pattern
- ❖ Prevents Slipping on Trays
- ❖ Mildew Resistant
- ❖ Washable
- ❖ Easily Cut to Size
- ❖ Available In Light & Heavy Duty Versions
- ❖ Pvc Coated Polyester Scrim

#### CASE LINER

Type	Style	Size	Estimated Weight
110	Light Duty 6 oz / sq yd	36" x 60 ft	9 lbs
220	Heavy Duty 12 oz / sq yd	36" x 60 ft	15 lbs



## HOT WATER HOSE

TYPE 724547

TEMPRA FLEX  
3/4" HOSE

TYPE 724311

TEMPRA FLEX  
5/8" HOSE

## TEMPRA-FLEX HOT WATER HOSES

### HEAVY DUTY

- ❖ 3/4" Inside Diameter
- ❖ 200°F Hot Water Rating
- ❖ Color: Red

### REGULAR DUTY

- ❖ 5/8" Inside Diameter
- ❖ 200°F Hot Water Rating
- ❖ Color: Red

### TEMPRA-FLEX HOSES

Model	Style	Size	Estimated Weight
724547	Heavy Duty	3/4" x 50 ft	12 lbs
724311	Regular Duty	5/8" x 50 ft	12 lbs
724546	Standard Duty	3/4" x 25 ft	8 lbs

Solid Brass

Coupling

Commercial

Grade.



## NOZZLE

TYPE 8155

NOZZLE

TYPE 572-NOZ

STANDARD

## HOSE NOZZLE – TWIST TYPE BRASS

- ❖ Solid Heavy Brass for Rugged Performance
- ❖ Double O-Ring
- ❖ Positive Shut-Off
- ❖ Rustproof
- ❖ Fine Mist to Full Stream
- ❖ Precision Machined

### HOSE NOZZLES

Model	Estimated Weight
8155	.5 lbs
572-NOZ	.5 lbs

Reliable

Premiere

Brass.





## ACCESSORIES

TYPE 307

WONDER-GRIP

TYPE 305

STAY-PUT BACKING

TYPE 200

DOUBLE FACE TAPE

TYPE 300/301

HOOK & LOOP

### WONDER-GRIP – stabilizes mats over carpeted surfaces


- ❖ Loose Lay Under Vinyl Backed Mat
- ❖ Helps Prevent Movement and Creeping
- ❖ High Tech Adhesive won't Transfer to Carpet
- ❖ Easily Cuts to Size

#### 307 WONDER-GRIP – No Slip Anti-Skid Backing

Model	Size	Estimated Weight
307R-6	72" x 100 ft	30 lbs
307F-2	24" wide	.10 lbs Lf
307F-3	36" wide	.15 lbs Lf
307F-4	48" wide	.20 lbs Lf
307F-6	72" wide	.30 lbs Lf

### STAY-PUT BACKING – permanently installed movement reducer

- ❖ Holds any of our vinyl-backed mats in place on most indoor surfaces including wood, marble, tile and vinyl floors.



#### 305 STAY-PUT BACKING

Weight

.1 sq. ft

Note: Stay-Put backing is applied with special adhesives which may cause discoloration or staining on some floor surfaces. To order: When ordering a new mat, specify that you need STAY-PUT BACKING applied.

### HOOK & LOOP TAPE

Pressure Sensitive.



#### 300 HOOK & LOOP TAPE

Style	Size	Weight
300H Hook	1" x 150 ft	2.4 lbs
301L Loop	1" x 150 ft	2.4 lbs

### DOUBLE FACE TAPE

Pressure Sensitive.



#### 200 DOUBLE FACE TAPE

Size	Weight
2" x 75 ft	1 lbs

## CUTTING BOARDS: CARE AND CLEANING of PLASTIC AND RUBBER BOARDS

Wash boards using all purpose detergent and warm water, then wipe with sanitizer diluted with water.

**DO NOT** – use dishwasher, use bleach or chlorine at full strength, use cleavers and axes, expose to high heat, or stand boards larger than 18" x 24" on edge. Allow a minimum of 1" space between heated surface and board.

Recommended support of "shelf" type boards:

½" thick boards – support every 6", ¾" boards every 12", and 1" boards every 18".

## KITCHEN MATS: CARE & CLEANING INSTRUCTIONS

Grease Resistant or Grease Proof matting subjected to grease and oil must be cleaned, both sides, on a regular basis (daily for busy commercial use), with **warm water**, a deck brush, and a mild detergent absent of bleach, chlorine or butyl.

For maximum performance, mats should be cleaned daily using a mild detergent, warm water and a deck brush to remove all grease. Mats not cared for properly (grease cleaned off daily), or use of mats not designed for greasy areas, may not provide the service you require and will not be covered by any warranty.

**Any mat that is worn, damaged, or presents a tripping hazard should be removed from service immediately.**

**DO NOT:** Fold Mats, use bleach or chlorine solutions, or wash in dishwasher. Do not use a degreaser. Do not steam clean (power wash) more than once per week. Do not place mats on floors treated with no rinse enzyme cleaner.

**STAINING:** Some vinyl floors may not be compatible with rubber mats and staining may occur. Buyer assumes responsibility should staining result.

Note: The above are general guidelines. Some of our products come with specific care and maintenance instructions which should be followed for maximum product life and service.

### **Export Representatives / Master Distributors:**

**E.D.A. International Corp. / MBH International Sales, Inc.**

**4907 SW 75 Ave.**

**Miami, FL 33155 USA**

**Tel.: 305-669-1894 / Fax: 305-669-1797**

**e-mail : [sales@edainternational.com](mailto:sales@edainternational.com) / [sales@mbhny.com](mailto:sales@mbhny.com)**